

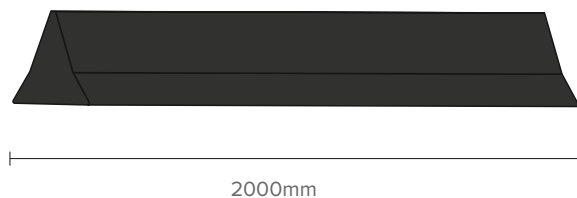
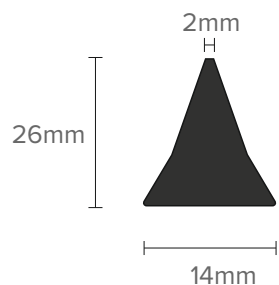
Tools



Included:  
1 x Ecoguard

All dimensions in mm

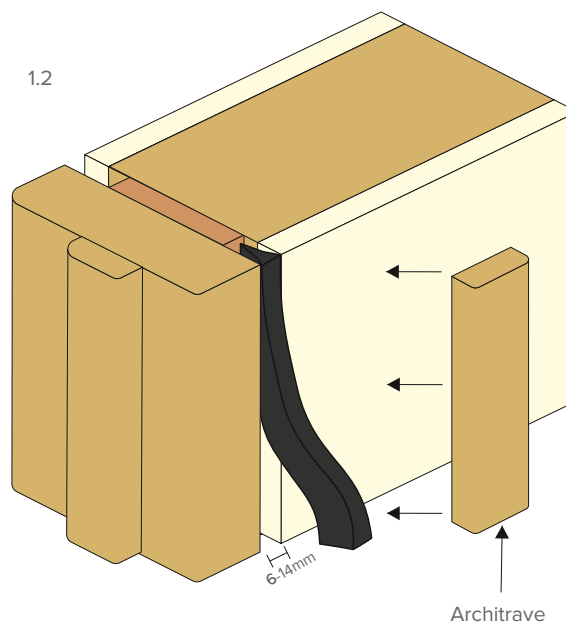
### EcoGuard



**1**



1.2

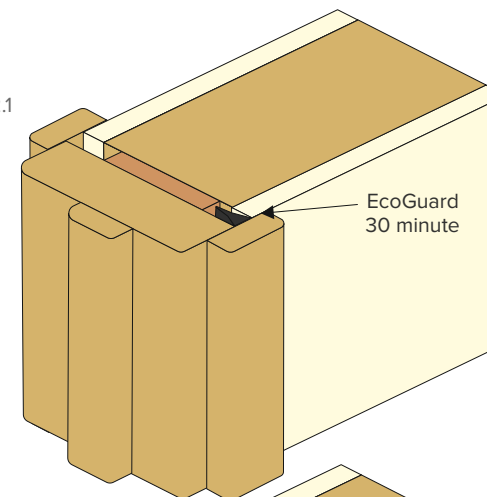


**1.1** Measure required length, mark and cut with a sharp knife.

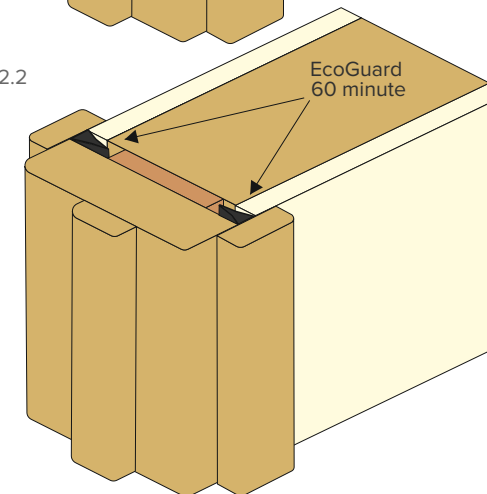
**1.2** Push the EcoGuard firmly into the gap so that the wider part is flush with the frame and wall. The joint must be fitted with 12mm thick architraves overlapping at least 15mm each side.

**2**

2.1



2.2



**2.1** for a 30 minute performance the Ecoguard can be fitted to either face.

**2.2** For a 60 minute performance the EcoGuard must be fitted to both faces.